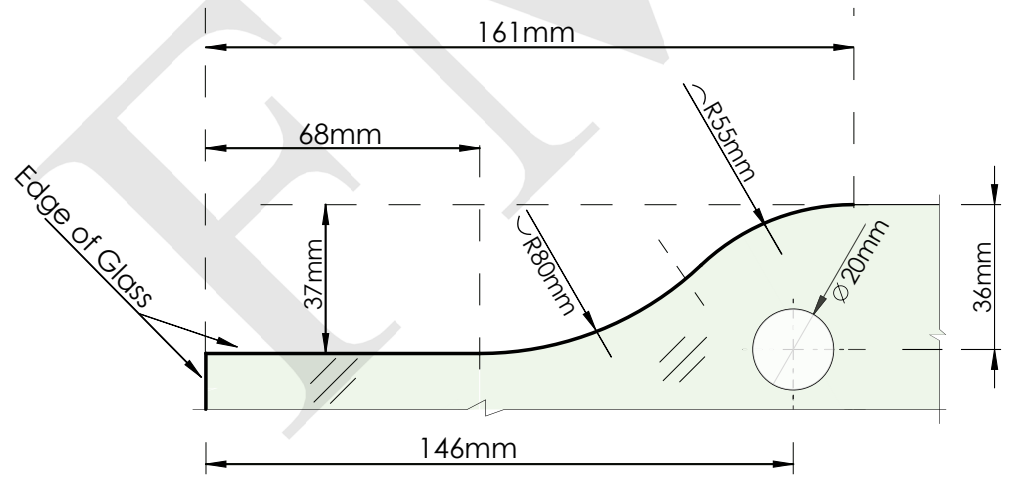
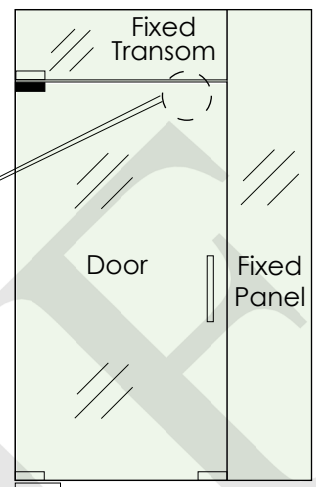
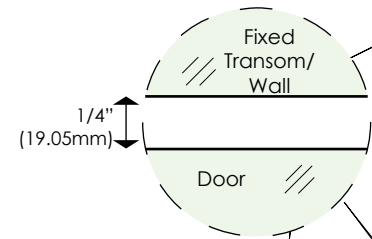


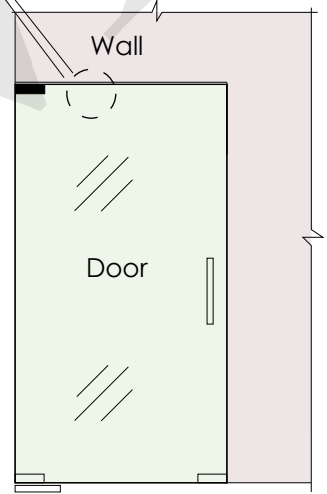
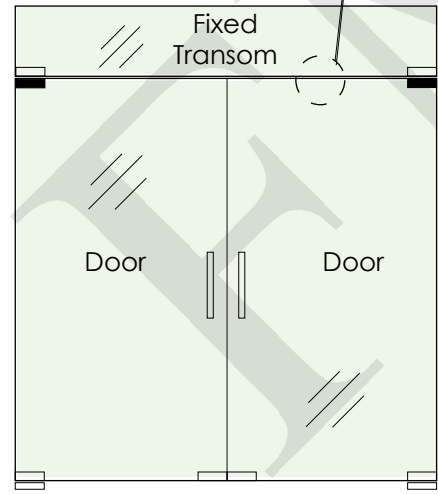
ELEVATION



GLASS FABRICATION



PAT-02



<b>NOTES:</b> - PROPRIETARY AND CONFIDENTIAL - THE INFORMATION CONTAINED IN THIS DRAWING IS THE SOLE PROPERTY OF FMF GLASS HARDWARE. ANY REPRODUCTION IN PART OR AS A WHOLE WITHOUT THE WRITTEN PERMISSION OF FMF GLASS HARDWARE IS PROHIBITED.	PRODUCT NAME: <b>Patch fitting ceiling pivot</b>		PRODUCT MODEL NUMBER: <b>PAT-02</b>		
	DWG NO. <b>PAT-02_1</b>	UNIT: <b>MM</b>	DWG SIZE/SCALE <b>A4/NTS</b>	<b>FMF GLASS HARDWARE</b>	REV. <b>1</b>
	DATE: <b>01.22</b>	DRAWN BY: <b>FMF</b>			SHEET <b>1</b> OF <b>1</b>