

12 11 10 9 8 7 6 5 4 3 2 1

H

G

F

E

D

C

B

A

H

G

F

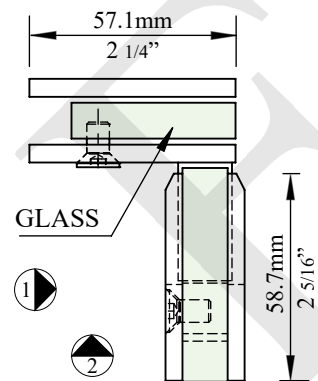
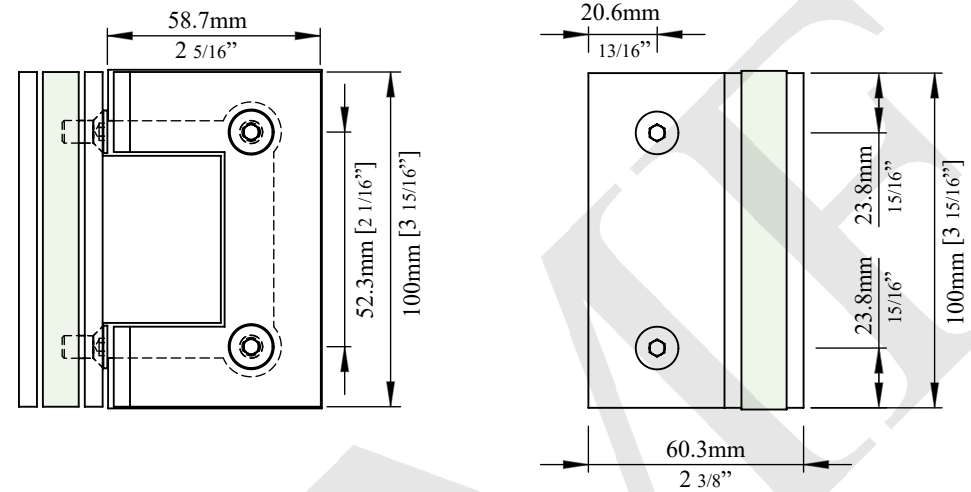
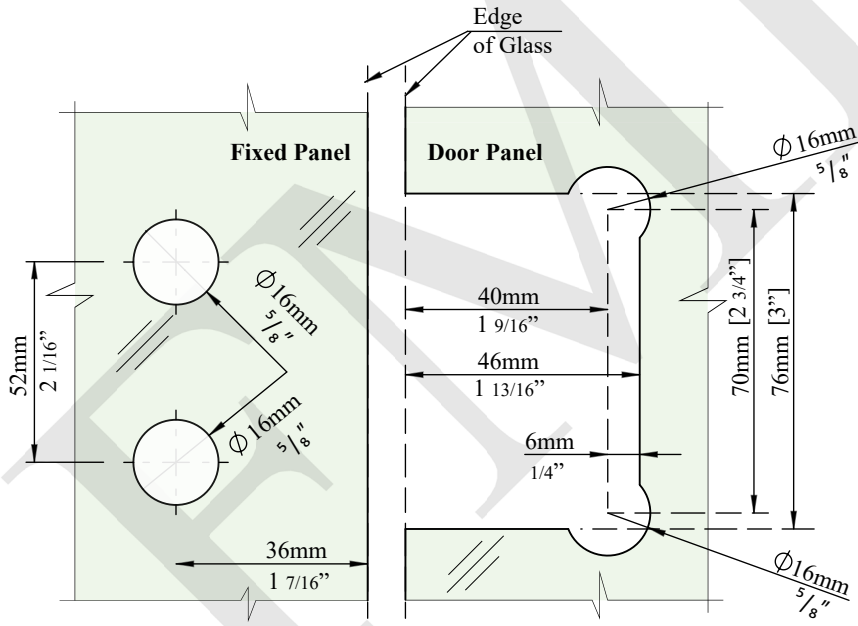
E

D

C

B

A



| | | | | | |
|---|--|----------------------------|--------------------------------------|-------------------------------|---------------------|
| NOTES: - PROPRIETARY AND CONFIDENTIAL - THE INFORMATION CONTAINED IN THIS DRAWING IS THE SOLE PROPERTY OF FMF GLASS HARDWARE. ANY REPRODUCTION IN PART OR AS A WHOLE WITHOUT THE WRITTEN PERMISSION OF FMF GLASS HARDWARE IS PROHIBITED. | PRODUCT NAME: 90° Heavy Duty Glass-to-Glass Hinge | | PRODUCT MODEL NUMBER: V204 | | |
| | DWG NO. V204_1 | UNIT: FT.-IN./MM | DWG SIZE/SCALE A4/NTS | FMF GLASS HARDWARE | REV. 1 |
| | DATE: 11.22 | DRAWN BY: FMF | | | SHEET 1 OF 1 |

12 11 10 9 8 7 6 5 4 3 2 1