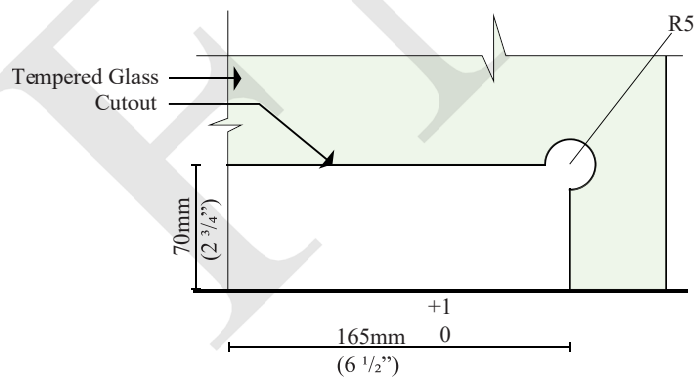
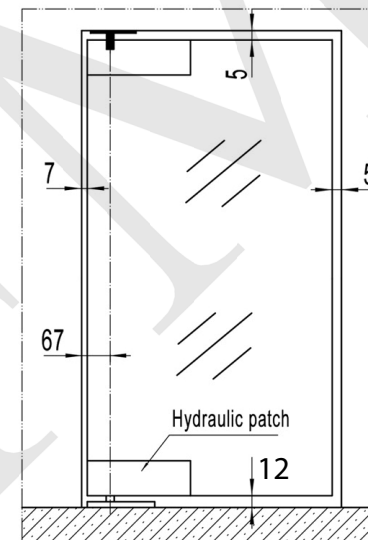


● Features:

- 1. Open angle: 140° double action
- 2. Door hold open section: 90° and 140°-120° (Optional)
- 3. Two speeds adjustable
 Valve 1: 90°-0°
 Valve 2: 30°-0°



● Keep the gaps as per drawing, make sure the top and bottom pivot center are well aligned.



Model	Max. door width (mm)	Max. door weight (kg)	Glass Thickness	Application of rubber gasket
			Thickness (1.5mm)	Thickness (1.5mm)
HYP-150	≤1300	150	10mm	4
			12mm	4

NOTES:

- PROPRIETARY AND CONFIDENTIAL - THE INFORMATION CONTAINED IN THIS DRAWING IS THE SOLE PROPERTY OF FMF GLASS HARDWARE. ANY REPRODUCTION IN PART OR AS A WHOLE WITHOUT THE WRITTEN PERMISSION OF FMF GLASS HARDWARE IS PROHIBITED.

PRODUCT NAME:

Heavy-Duty Hydraulic Hinge- 150kg

PRODUCT MODEL NUMBER:

HYP-150

DWG NO.

HYP-150_1

UNIT:

MM

DWG SIZE/SCALE

A4/NTS

FMF GLASS HARDWARE

REV.

1

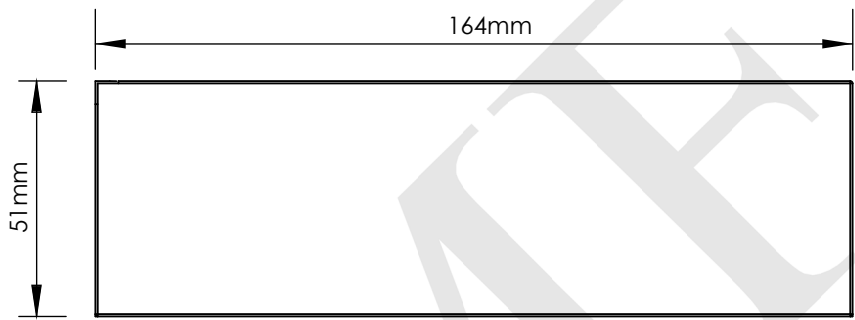
DATE:

01.22

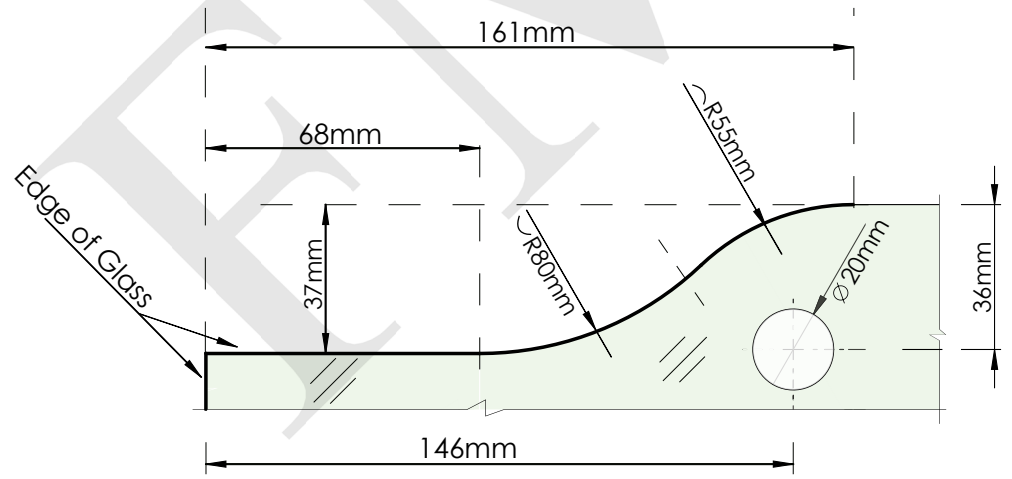
DRAWN BY:

FMF

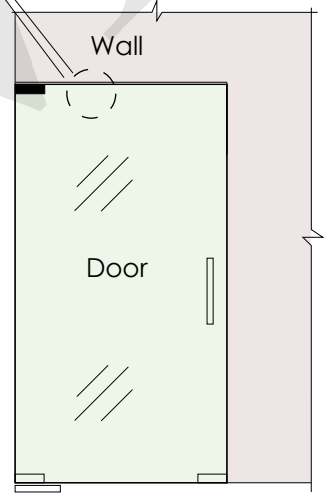
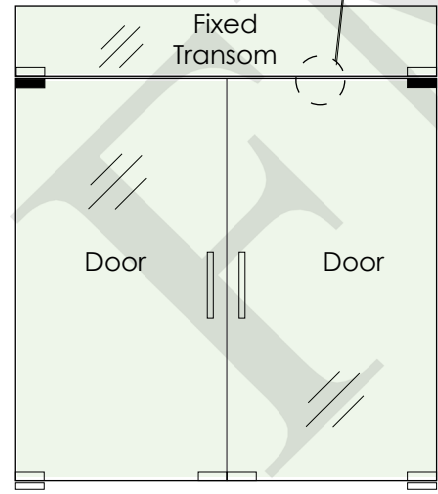
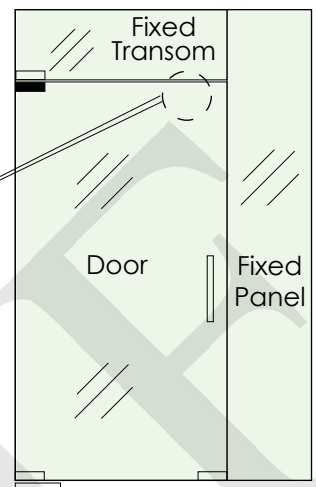
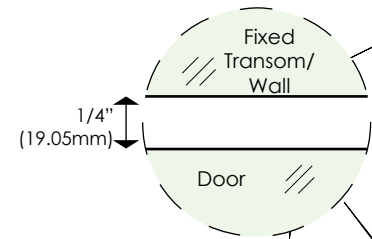
SHEET 1 OF 1



ELEVATION



GLASS FABRICATION



NOTES: - PROPRIETARY AND CONFIDENTIAL - THE INFORMATION CONTAINED IN THIS DRAWING IS THE SOLE PROPERTY OF FMF GLASS HARDWARE. ANY REPRODUCTION IN PART OR AS A WHOLE WITHOUT THE WRITTEN PERMISSION OF FMF GLASS HARDWARE IS PROHIBITED.	PRODUCT NAME: Patch fitting ceiling pivot		PRODUCT MODEL NUMBER: PAT-02		
	DWG NO. PAT-02_1	UNIT: MM	DWG SIZE/SCALE A4/NTS	FMF GLASS HARDWARE	REV. 1
	DATE: 01.22	DRAWN BY: FMF			SHEET 1 OF 1